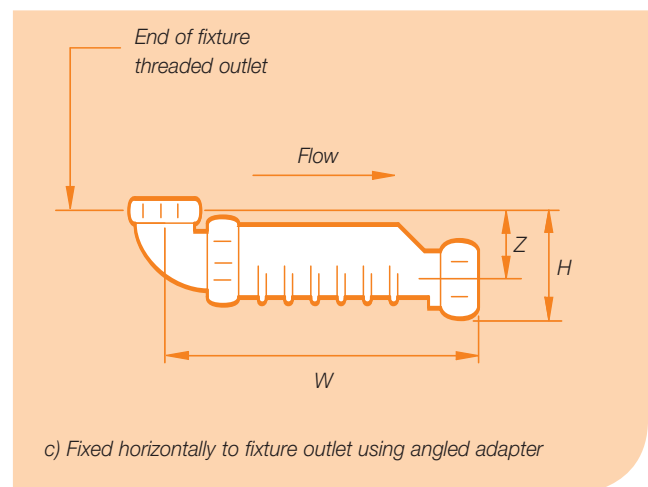
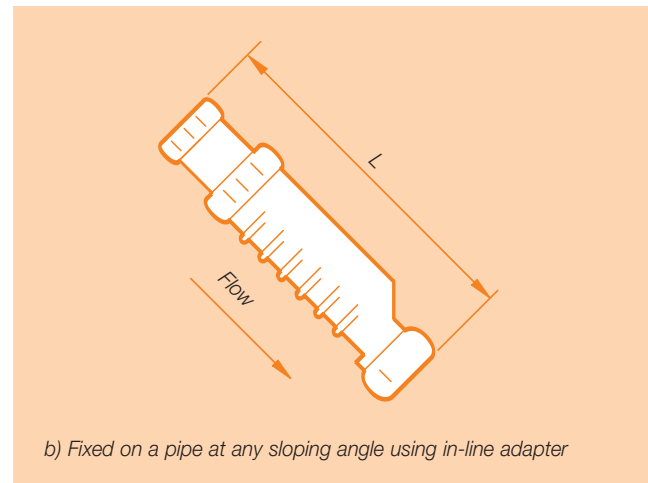
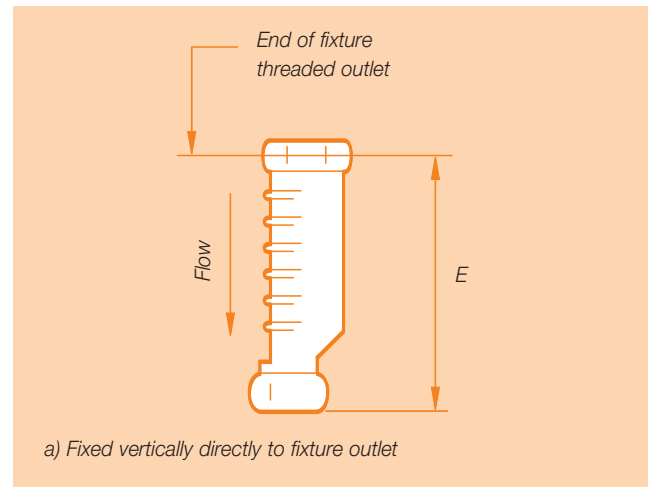



Hep_vO[®] Sanitary Waste Valve Installed dimensions

The Hep_vO[®] valve is supplied with a range of adapters to enable installation on all 1¼" and 1½" waste systems.

An 87.5° angled adapter should be used with the Hep_vO[®] valve for horizontal applications, and an in-line adapter when installing the Hep_vO[®] on a tailpiece or pipe run. All items are manufactured in white polypropylene and are approved to ASME/ANSI A112.18.8.



Installed dimensions

Dimensional data for the installed Hep_vO[®] is shown below.

Notes:

1. Hep_vO[®] valve inlet offers 1½" (female) threaded connection.
2. In-line adapters are supplied to connect the Hep_vO[®] valve inlet onto either 1¼" or 1½" tubular pipe manufactured to ASTM F409.
3. Hep_vO[®] valve outlet connects directly onto 1½" tubular pipe or provides the option a 1½" (male) threaded connection.

Hep_vO[®] dimensional data – Principle dimension (mm)

Size	E	L	W	Z	H
mm	171	242	212	40	72
inches	6.73	9.53	8.35	1.57	2.83

Notes:

1. Dimensions are nominal and may vary slightly due to compression of the rubber seals.
2. When fixed to a pipe, it is recommended that Hep_vO[®] should remain accessible.